

# Elmvale Row Sewer Flooding Prevention Scheme

innovative design and construction of a large shaft flood storage solution

by Paul Byford, Tom Scott & Ross Cumming

**E**lmvale Row is located in the Springburn area in the North of Glasgow City and is comprised of three and four storey residential tenement buildings and residential parking. Land use in the surrounding area includes commercial, residential, parkland and a primary school. The topography of the area and capacity of the existing sewer system has resulted in flooding affecting 24 properties. Scottish Water is committed to removal of properties from the DG5 register so the project was undertaken to remove 10 properties subject to internal flooding from the register and also prevent external flooding of a further 14 properties.



Overhead view of shaft construction and local community - Courtesy of SNS

## Background

Scottish Water investigated various options to protect against future sewer flooding from a 1 in 30 year storm and engaged Atkins to develop a conceptual solution which consisted of 2 (No.) 25m diameter shafts approximately 24m deep, providing a total of 13,000m<sup>3</sup> of storage with flow diversion/screening chambers and associated pipework. The project was to be sited on park land owned by Glasgow City Council at the upper end of Elmvale Row adjacent to the Elmvale primary school.


The site investigation works were carried out by Raeburn Drilling and Geotechnical Limited to investigate ground conditions including composition of superficial deposits and contaminants; rock types, head profile and strengths; groundwater, soil and rock permeabilities; and historical mining activity.

The project was allocated to amey-Black & Veatch (an integrated joint venture responsible for delivery of Scottish Water's SR15 wastewater infrastructure programme) to complete the design and construction as part of the early start programme under the SR15 Alliance Framework.

## Design

As an integrated design and build team amey-Black & Veatch (aBV) reviewed the conceptual solution prior to commencement of detailed design and target pricing. The review focused on value engineering all elements of the project whilst taking into account proximity to the primary school and disruption to the community. Key elements included shaft design and construction techniques, sequencing of large diameter pipework, maintenance of traffic and management of existing services.





# Made by Macrete

## Bridge systems

Con arch bridges  
FlexiArch™ bridge  
Bridge beams, edge beams and parapets

## Water and flood alleviation

Tunnel segments  
Shaft segments  
Cover slabs

## Marine and Sea defence

Bespoke designed revetments  
Wave wall systems  
Viewing galleries  
Safety access steps  
Piers and pier reconstruction

## Stadia

Terrace units  
Stairs  
Vomitory components  
Gable wall panels

## Civil Engineering and Rail Works

Box culverts  
Retaining walls  
Bespoke engineered precast units  
Pipes and piping systems

  
**MACRETE**  
PRECAST CONCRETE ENGINEERS

028 7965 0471 | [www.macrete.com](http://www.macrete.com)



Following the aBV review, the overall twin shaft concept and storage volume remained unchanged. However, design improvements in the arrangement on site, vertical geometry and operation of the shaft (tanks) were achieved through the value engineering process.

The key driver for altering arrangement of the shafts on the site was to avoid the cost and delays associated with relocation of a 900mm medium pressure gas pipeline. Although this change resulted in a slight increase in excavation volumes the net capital savings were £2m against the gas company quotation for relocating the pipeline.

Key drivers for changes in the vertical geometry and tank operation were cost reduction and reducing community disruption. The conceptual solution featured steep 1:2 (horizontal:vertical) concrete benching to create cone shaped hopper bottom tanks which enabled gravity clearing of solids and debris to the discharge pumping sump following a storm event.

The design of the hopper cones required 4m of excavation in rock, much of which would then be backfilled with concrete benching.

### VacFlush system

The aBV revised design introduced essentially flat bottom tanks (minim slope) incorporating VacFlush systems to clear the tanks after each storm event. This approach reduced the time and cost of rock excavation, concrete benching and community disruption of additional truck movements.

The VacFlush system consists of a centre column in each tank with vacuum pumps. During a storm event, flood waters rise in the first tank including its centre column. Once the first tank is filled a high-level overflow spills into the second tank filling it including its centre column. During the storm event the vacuum created maintains the water level in the centre columns. The tanks are pumped down at a controlled rate over 12 hours by the submersible pumps once the sewer network has sufficient capacity.

Once the tanks are pumped down, the vacuum on the centre column(s) is released allowing the flushing volume to jet through orifices in the column base across the tank floor flushing solids and debris into a peripheral channel that drains into a small pump sump.

Although the VacFlush design requires construction of the centre columns, installation of vacuum pumps and associated electrics/controls, the centre column supports the tank roof which simplifies both the design and the construction. The vacuum pumps and associated works are small in scale and capital cost and the infrequent operation results in minimal operating cost.

The net capital savings associated with VacFlush design versus the deeper shafts with benched concrete cone bottoms was £1.5m.


A secondary benefit of the VacFlush design is that a more sustainable carbon friendly solution was achieved through the 4,000m<sup>3</sup> reduction in rock excavation, elimination of 3,000m<sup>3</sup> of benching concrete (including associated impacts of aggregate mining and cement processing) and all the associated plant and transport impacts.

### Precast


Other innovations include the widespread use of bespoke precast chambers, such as the valve chamber, the flow split chamber and the CSO screen chamber, to allow more off site fabrication. The central vacuum column is made from precast units as are the roof beams and the roof slab is of composite precast construction.

### Construction


Construction of the project commenced in March 2015 and has been effectively broken down into two major elements of work.




Tank and VacFlush construction sequence 1/4 - Courtesy of Solius




Tank and VacFlush construction sequence 2/4 - Courtesy of Solius



Tank and VacFlush construction sequence 3/4 - Courtesy of Solius



Tank and VacFlush construction sequence 4/4 - Courtesy of Solius



VacFlush operation - Courtesy of Solius



# HYDROK™

Water Engineering Solutions

## Speak to us about our Bespoke manufactured CSO screening solutions

- **Hydrok CSO Peak Screens\***
- **Hydrok CSO MecMex\***  
*Mechanical CSO Screens as fitted at Elmvale Row  
Sewer Flooding Protection Scheme for Scottish Water*
- **Hydrok MecMex Lifting System\***
- **Hydrok Letterbox Screens\***

*\*Hydrok stainless steel wedge wire profiles utilised in all Hydrok CSO screens*

### Bespoke 'Offsite' Construction:

- Reduces 'on' site Health & Safety risk
- Reduces 'on' site installation time
- Reduces disruption to the general public
- Reduces 'on' site costs



**www.hydrok.co.uk**  
01726 861900 sales@hydrok.co.uk



## Vacflush™ Tank Flushing System from CSO Technik Ltd



- All system components are surface mounted
- No Confined Space entry required
- No external washwater supply required
- Rectangular tanks up to 150m long
- Circular tanks up to 45m diameter
- Sewers of any length with multiple flushing stations



CSO Technik Ltd - Chequers Barn - Chequers Hill - Bough Beech - Edenbridge - Kent TN8 7PD  
T: +44 (0) 1732 700011 - F: +44 (0) 1732 701050 - E: sales@csotechnik.com - W: www.csotechnik.com







Elmvale Row Flooding - Courtesy of SNS

Construction in close proximity to Elmvale Primary School  
Courtesy of SNSElmvale Row, Springburn - Greater Glasgow Investment  
Courtesy of SNS

- The main element of the project being the construction of two 25m diameter storage tanks constructed as shafts.
- The secondary element of the project involved the phased construction of all the associated pipework, manholes and chambers needed to upgrade and connect the surrounding the sewer when required.

In order to construct the shafts in the parkland, a major earthworks operation was required to level the site, cutting down the centre of the site by approximately 5m to achieve suitable formation level for construction of the reinforced concrete collars at the top of each shaft. This involved removal of 12,000 tonnes of superficial made ground much of which was contaminated with hydrocarbons. This material was not sent directly to landfill but rather to a treatment facility allowing it to be processed and reclassified from hazardous to non-hazardous.

The ground conditions dictated the construction method of the tanks; the presence of rock meant the tanks had to be underpinned as opposed to jacked down. In addition, the presence of the 900mm medium pressure gas main in very close proximity to the works also influenced construction methodology, in that blasting the rock out was ruled out in favour of excavators with peckers.

The twin tank construction was originally planned in a linear order, constructing one shaft to its full depth prior to starting construction of the second shaft. The logic behind this initial programme was that whilst the second tank was being constructed the base slab and internal fit out of the first tank could be completed. However, upon completion of the collar for the first tank, the plan was revised and the second collar was constructed at this stage. This decision was taken largely due to a break in the weather and the effect this had on ground conditions at the location of shaft construction.

Upon completing the collars, the plan was for specialist contractor ASG Tunnelling to commence sequential construction of one shaft followed by the other. However, further optimisation of crane usage, plant and mining resources resulted in a decision to progress both shafts in parallel, excavating in one shaft whilst installing and grouting precast liner rings in the other tank.

Once a ring is completed the operation is alternated, progressing to the next level. This approach resulted in programme savings as the time taken to complete both tanks was effectively the same as the time originally planned to complete one.

The base slab for each shaft required over 100 tonnes of reinforcing steel. In order to reduce time on site, minimise crane operations and worker exposure to handling and tying reinforcement at the base of the 20m deep shafts this reinforcement was prefabricated offsite as large cage sections. Installation on site was rapid with minimal labour effort required to join cage sections prior to concrete placement.

The second component of works involved a major upgrade to the sewer network in the streets surrounding and including Elmvale Row. This involved deep installation of new large diameter sewers and upsizing of existing sewers up to 1,800mm diameters as well as construction of 3m diameter manholes. The size and depths of these sewers and manholes posed a number of challenges due to the narrow constraints of residential streets coupled with existing utility services.

These works were programmed at the start of the project on the basis that the public was ready to receive the project and it was best to complete the work with the greatest public interface, and disruption at the start of the project coordinated with the school holidays. This ensured that over the course of a lengthy programme construction was less obvious with the work being confined to shaft construction on the parkland site behind the site hoarding.





### Conclusion

At the time of writing (May 2016) the Elmvale Row shaft construction is nearly complete with roof slabs in place and construction is 20 weeks ahead of the original programme. Remaining work includes the mechanical and electrical fit out associated with the screening, pumping and vacuum equipment, site finishing including placement of capping soils to mitigate any residual contaminants and landscaping. The planned completion date is October 2016.

The current out-turn project cost forecast is £10m versus a target price of £11.1m. The project has benefited from close engagement with the local community and been very interactive with the Elmvale Primary School, meeting all requests from the school to ensure minimal impact and providing learning opportunities about the project with an emphasis on the importance of staying safe when walking or playing near construction sites and machinery.

Once completed the project will be visible only as renewed parkland but will reduce significant flooding of Elmvale Row and the negative impacts on 24 properties.

The project demonstrates innovation through integrated delivery and collaboration with the local community, a true reflection of Scottish Water's commitment to customers.

*The editor and publishers would like to thank Paul Byford, Alliance Manager with Scottish Water, Tom Scott, Engineering Manager with amey-Black & Veatch, and Ross Cumming, Construction Manager with amey-Black & Veatch, for providing the above article for publication.*

*amey-Black & Veatch is an integrated joint venture responsible for delivery of Scottish Water's SR15 wastewater infrastructure programme.*

## Fusion Bonded Epoxy Coating of Pipework Lining of Pipework & Tanks Using Resicoat® R4 & Scotchkote™ Materials

- Large fluidised bed 4m x 3m x 4m deep, which facilitates the treatment of pipes up to 7.5 metres long.
- A full range of coating systems applied by hot airless spray, fluidised bed, electrostatic spray & standard application methods.
- Fully equipped works with numerous cranes and a heavy lifting bay with 2 x 40 Tonne capacity cranes.
- ISO 9001 registered firm.

### ORRMAC COATINGS LTD

Newton Chambers Road  
Thornccliffe Park Estate  
Chapelton  
Sheffield S35 2PH

Tel: 0114 246 1237 Fax: 0114 257 0151  
orrmac@aol.com www.ormmac.co.uk



**SHOTBLASTING - METAL SPRAYING - PAINTING - POWDER COATING**